


















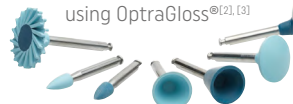






Recommended grinding and polishing instruments



	Firing		Polishing		
	IPS e.max® CAD	IPS e.max® ZirCAD	IPS Empress® CAD	Tetric® CAD	Telio® CAD
	Lithium disilicate glass-ceramics (LS ₂)	Zirconium oxide ceramics (ZrO ₂)	Leucite glass-ceramics	Composite	PMMA
Smoothing out the attachment point	Fine diamond burs or silicon carbide burs ^{(1), (5)}	Fine diamond burs or fine tungsten carbide burs ^{(1), (5)}	Fine diamond burs or silicon carbide burs ^{(1), (5)}	Fine diamond burs ^{(1), (5)}	Cross-cut tungsten carbide burs ⁽¹⁾
Finishing	Fine diamond burs or silicon carbide burs ^{(1), (5)}	Fine diamond burs or fine tungsten carbide burs or silicon carbide burs ^{(1), (5)}	Fine diamond burs or silicon carbide burs ^{(1), (5)}	Fine diamond burs ^{(1), (5)}	Fine diamond burs or cross-cut tungsten carbide burs ⁽¹⁾
Polishing	Optional: 2-step polishing using OptraGloss® Extra Oral ^{(1), (4)} 	Optional: 2-step polishing using OptraGloss® ExtraOral Spiral Wheel PP ^{(1), (6)} and OptraGloss® ExtraOral Spiral Wheel HP ^{(1), (3)} 	2-step polishing using OptraGloss® Extra Oral ^{(1), (4)} 	1-step polishing using OptraGloss® ^{(1), (3)} 	1-step polishing using OptraGloss® ^{(1), (3)}
Cristallization or sintering	 Programat® CS6		General notes <ul style="list-style-type: none"> - The respective indications of the manufacturer of the grinding tools on the proper use, e.g. speed, have to be observed. - Please use light pressure during processing irrespective of the material to avoid overheating. 		
Corrections	Extra-fine diamond burs ^{(1), (5)}	Fine diamond burs or silicon carbide burs ^{(1), (5)}	⁽¹⁾ Dry processing ⁽²⁾ Wet processing ⁽³⁾ Rotary speed max. 10,000 rpm ⁽⁴⁾ Rotary speed max. 15,000 rpm ⁽⁵⁾ Rotary speed max. 20,000 rpm ⁽⁶⁾ Rotary speed max. 5,000 rpm		
Polishing	2-step polishing using OptraGloss® Extra Oral ^{(1), (4)} 	2-step polishing using OptraGloss® Extra Oral ^{(1), (4)} 	Date information prepared: 2023-08-09, Rev. 3 762370/USA Ivoclar Vivadent AG Bendererstrasse 2 9494 Schaan Liechtenstein Tel. +423 235 35 35 Fax +423 235 33 60 ivoclar.com		

Recommended grinding and polishing instruments



	Firing			Polishing	
	IPS e.max® CAD	IPS e.max® ZirCAD	IPS Empress® CAD	Tetric® CAD	Telio® CAD
					
	Lithium disilicate glass-ceramics (LS ₂)	Zirconium oxide ceramics (ZrO ₂)	Leucite glass-ceramics	Composite	PMMA
Extensive corrections	 Fine diamond burs ^{[2],[4]}	 Fine diamond burs ^{[2],[4]}	 Fine diamond burs ^{[2],[4]}	 Fine diamond burs ^{[2],[4]}	 Fine diamond burs ^{[2],[4]}
Minor corrections	 Extra-fine diamond burs ^{[2],[4]}	 Fine diamond burs ^{[2],[4]}	 Extra-fine diamond burs ^{[2],[4]}	 Extra-fine diamond burs ^{[2],[4]}	 Extra-fine diamond burs ^{[2],[4]}
Polishing	 2-step polishing using OptraGloss® ^{[2],[3]}	 2-step polishing using OptraGloss® ^{[2],[3]}	 2-step polishing using OptraGloss® ^{[2],[3]}	 1-step polishing using OptraGloss® ^{[2],[3]}	 1-step polishing using OptraGloss® ^{[2],[3]}
Endo access	 Medium diamond burs	 Medium diamond burs	 Medium diamond burs	 Medium diamond burs	-



The necessary processing steps depend on the chosen processing method and are to be observed. For further information please see the Instructions for Use of the individual processing methods.

Date information prepared: 2023-08-09, Rev. 3
762370/USA