

# Tetric® plus

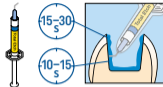
1

Self-Etch



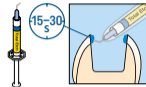
or

Etch & Rinse



or

Selective Enamel-Etch



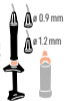
2

Adhese® Universal  
VivaPen®



3

Tetric plus  
Flow



or



4

Tetric plus  
Fill



Bluephase®  
PowerCure



|                                  | Tetric plus |
|----------------------------------|-------------|
| 500 – 900 mW/cm <sup>2</sup>     | 20 s        |
| 1,000 – 1,300 mW/cm <sup>2</sup> | 10 s        |
| 1,800 – 2,200 mW/cm <sup>2</sup> | 5 s         |
| 2,700 – 3,300 mW/cm <sup>2</sup> | 3 s         |

For permanent teeth only  
For deciduous teeth see instructions for use

Recommended cannulas for Tetric plus Flow:

- 0.9 mm for precise applications (Ref 760816)
- 1.2 mm for fast volume replacement (Ref 669838)

Date information prepared: 2024-10-14  
762305 / Rev. 1

ivoclar

CE 0123

see  
Instructions  
www.ivoclar.com/e/IFU

Rx ONLY  
For dental use only!

# Tetric® plus

Tetric plus



VITA\*  
classical shades

A1, A2,  
B2, C1, D2

A3, C2,  
C3, D3, D4

A3.5, A4,  
B3, B4, C4

B1,  
Bleach

\* no registered trademark of Ivoclar



Manufacturer: Ivoclar Vivadent AG  
Bendererstrasse 2, 9494 Schaan/Liechtenstein

[www.ivoclar.com](http://www.ivoclar.com)

**ivoclar**